

Body fat guide

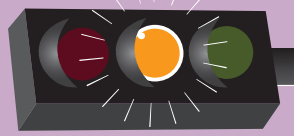
0



- Marked 'ewe' neck, narrow and slack at base
- Skin tight over the ribs, which are clearly visible
- Spinous processes sharp and easily seen
- Angular pelvis, skin tight, very sunken rump. Deep cavity under tail and either side of croup.

emaciated

1



- 'Ewe' neck, narrow and slack at base
- Ribs clearly visible
- Skin clearly shrunken either side of spine. Spinous processes well defined
- Rump sunken but skin supple, pelvis and croup well defined, cavity under tail.

poor


2



- Normally ideal for a fit racehorse or eventer.**
- Neck narrow but firm, shoulder blade clearly defined
 - Ribs just visible
 - Spine well covered. Spinous processes felt.
 - Rump flat either side of spine, croup well defined, some fat, slight cavity under tail.

moderate

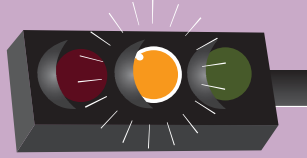
3



- Normally ideal for most show and leisure horses**
- Firm neck, no crest (except stallions), shoulder blades defined
 - Ribs just covered, easily felt
 - No gutter along back. Spinous processes covered, but can be felt
 - Pelvis covered by fat and rounded, no gutter, pelvis easily felt.

good


4



- Slight crest on neck, wide and firm
- Ribs well covered
- Gutter along spine. Gutter to root of tail. Fat stored either side of the spine to form slight 'apple bottom', with a gutter down the middle
- Pelvis covered, felt only with firm pressure.

fat

5



- Marked crest, very wide and firm, folds of fat. Shoulder blade buried and difficult to feel
- Ribs buried, cannot be felt
- Deep gutter along spine, back broad and flat. Deep gutter to root of tail, producing marked apple bottom, skin distended
- Pelvis buried, cannot be felt.

obese